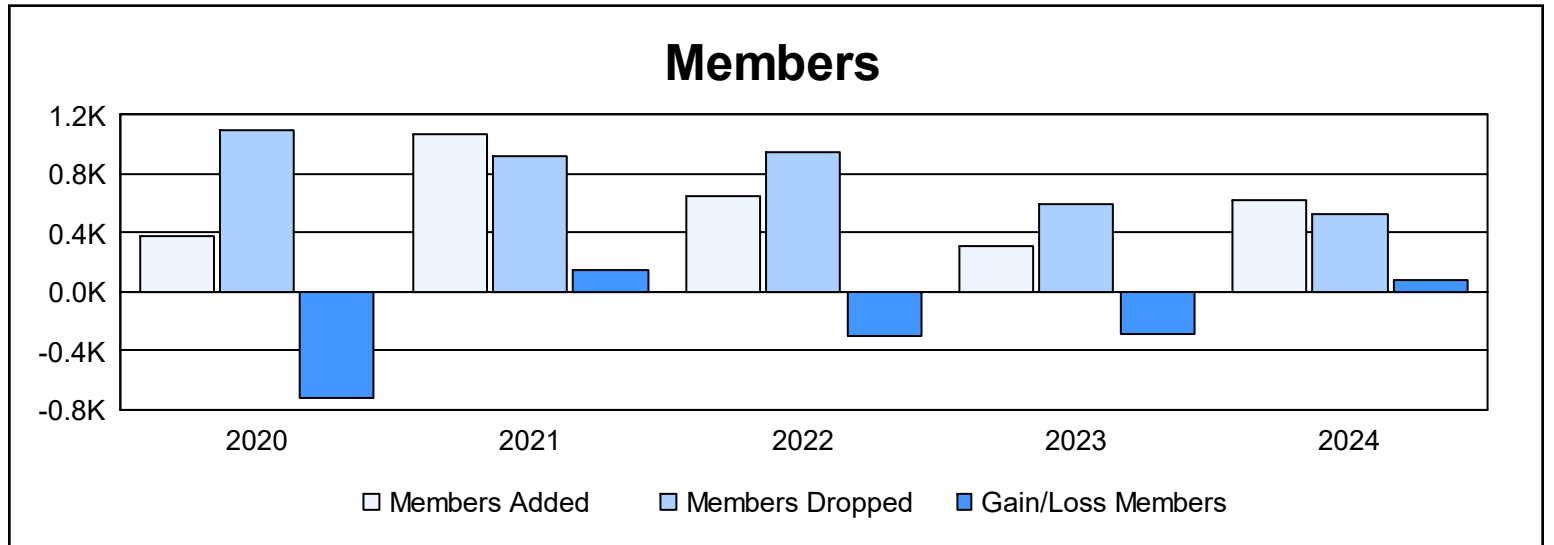
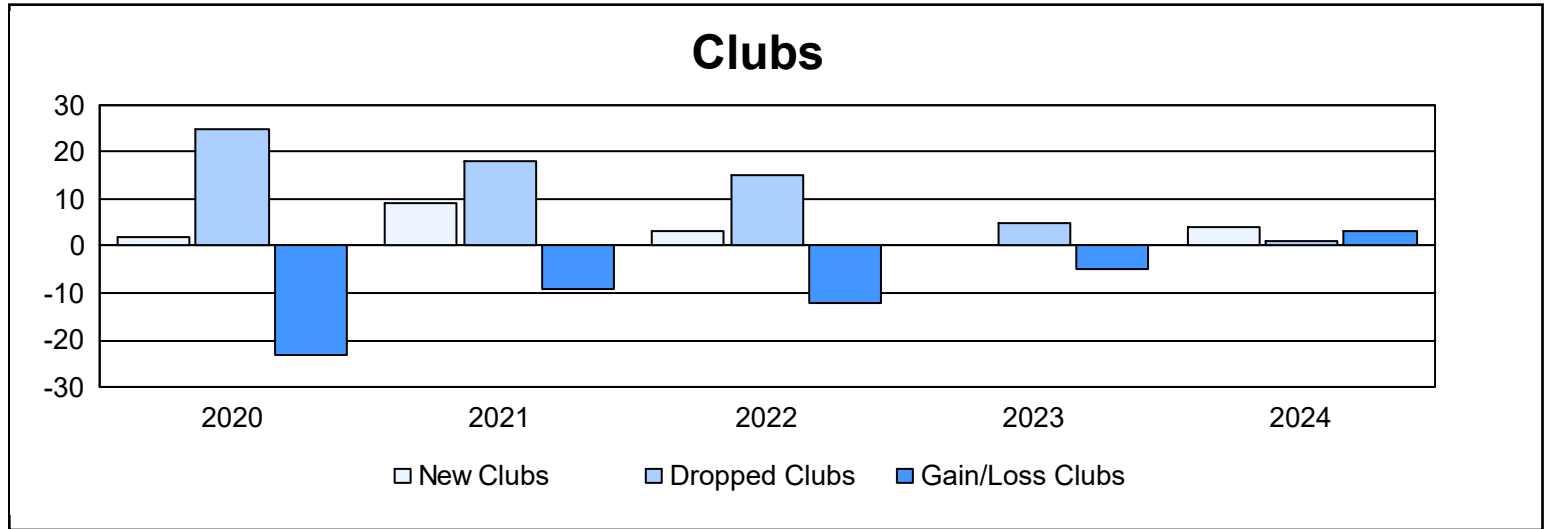


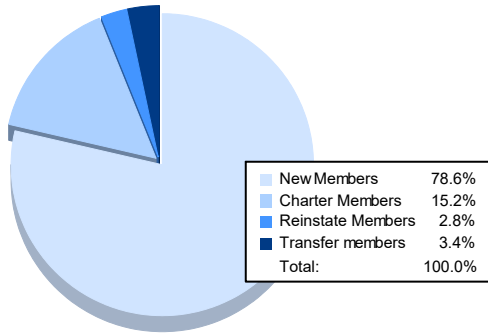
**Multiple District O**

As of June 2024 Cumulative

Year	New Clubs	Dropped Clubs	Gain/ Loss Clubs	New Members	Charter Members	Reinstate Members	Transfer Members	Total Member Added	Total Members Dropped	Gain/ Loss Members
2019-2020	2	25	-23	282	49	28	26	385	1,101	-716
2020-2021	9	18	-9	784	252	13	19	1,068	916	152
2021-2022	3	15	-12	465	91	72	16	644	943	-299
2022-2023	0	5	-5	269	3	21	17	310	596	-286
2023-2024	4	1	3	485	94	17	21	617	533	84
<b>Average</b>	<b>4</b>	<b>13</b>	<b>-9</b>	<b>457</b>	<b>98</b>	<b>30</b>	<b>20</b>	<b>605</b>	<b>818</b>	<b>-213</b>



### Membership Composition June 2024 Cumulative



### Gender Composition June 2024 Cumulative

